

## FEATURES

Netlist-based input of electronic circuits and control systems

Hierarchical netlist entry and device modeling by means of subcircuits and behavioral model definitions

Predefined symbolic model library containing common linear and nonlinear devices

Enhances modeling language: netlist-based and equation-based modeling

Automatic circuit equation setup

Design formula extraction

Nonlinear simplification techniques for automatic behavioral model generation

Numerical analyses: AC, noise, pole/zero, DC, DC-transfer, transient analysis

Graphics functions for common electrical engineering analyses

Import/Export filters: PSpice™, Eldo™ import, Saber™, VHDL-AMS export, Saber™ MAST model templates, schematics from DXF

High performance MathLink binaries

## CONTACT

### Fraunhofer-Institut für Techno- und Wirtschaftsmathematik ITWM

Fraunhofer-Platz 1  
67663 Kaiserslautern  
Germany

[www.itwm.fraunhofer.de](http://www.itwm.fraunhofer.de)


#### Contact

Dr. Christian Salzig  
Phone +49(0)631 31600-45 72


Dr. Andreas Wirsén  
Head of department  
"System Analysis, Prognosis and Control"  
Phone +49(0)631 31600-46 29

[analog.insydes@itwm.fhg.de](mailto:analog.insydes@itwm.fhg.de)  
[www.analog-insydes.de](http://www.analog-insydes.de)

# INTELLIGENT SYMBOLIC DESIGN SYSTEM FOR ANALOG CIRCUITS



# ANALOG INSYDES



## Intelligent symbolic design system for analog circuits

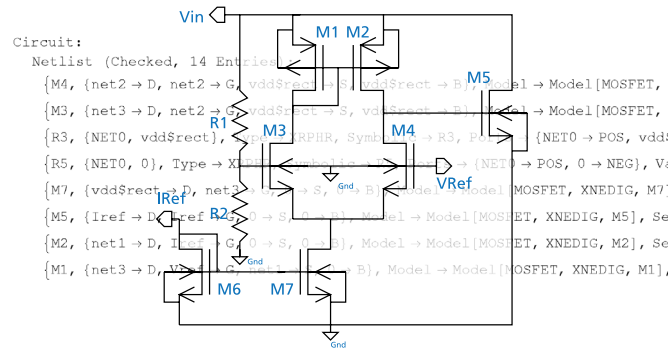
Analog Insydes is a Mathematica® application package for modeling, analysis, and design of analog electronic circuits, tailored specifically for industrial applications. Analog Insydes and Mathematica® integrates the following in one environment:

- describe linear and nonlinear circuits and control systems by means of hierarchical netlists
- set up circuit equations from netlists in the frequency and time domain
- compute symbolic transfer functions
- extract approximated symbolic design formulas
- simulate transient responses of nonlinear dynamic circuits
- use powerful reduction methods generating interpretable symbolic expressions
- analyse symbolically and numerically
- visualize your analysis results with custom graphics functions
- import and export netlists and data to commercial circuit simulators
- document your work with text, formulas, and circuit schematics

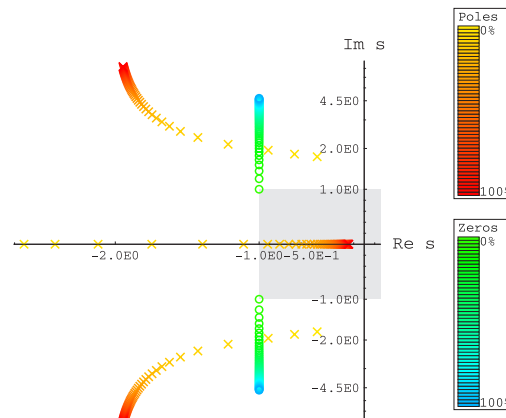
With its capability to compute approximated symbolic formulas for circuit characteristics, Analog Insydes is the perfect tool to assist designing complex circuits.

## Setup, analysis and model order reduction

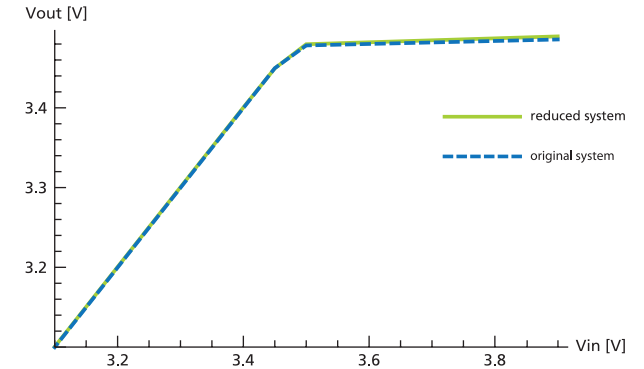
Netlist import and automatic equation setup



Various numerical analyses and result plots



Model order reduction keeping the most significant parameters



Reducing the simulation time

	number of equations	simulation time	absolute error [V]
original system	254	100 %	0.
reduced system	86	6,51 %	0.02

Design formula extraction yields insights into the circuit behavior

$$vth\$M1 \rightarrow VTH0\$M1 + \frac{1. \cdot K1\$M1 \cdot \text{SqrtPhi\$M1} \cdot S\$BE\$M1 \cdot S\$Vth\$M1 \cdot TOX\$M1}{TOXM\$M1}$$